# Original Boxspring

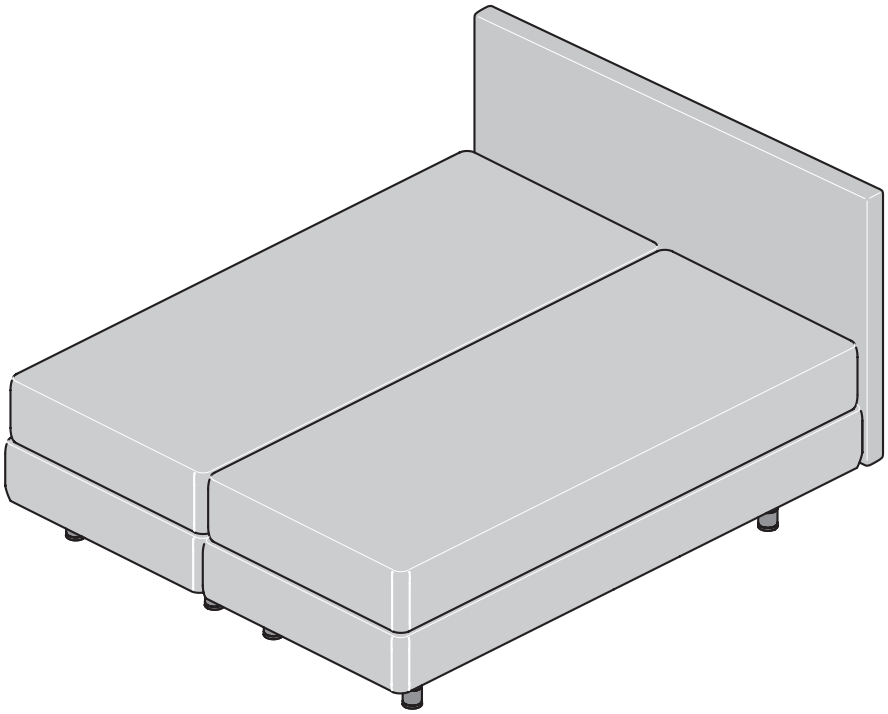

6517610/01-2023

auping

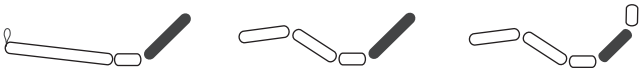

3138940 1x/2x




3137600 1x/2x




1027720 1x/2x




3138940

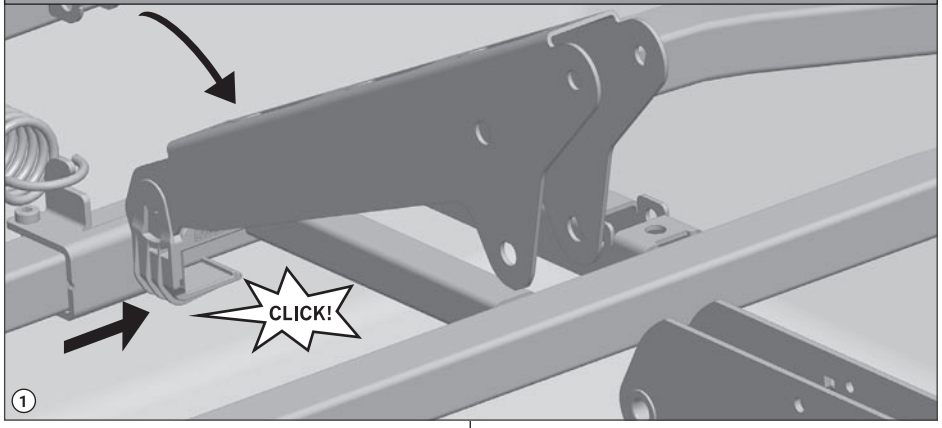


3137600 - 1027720

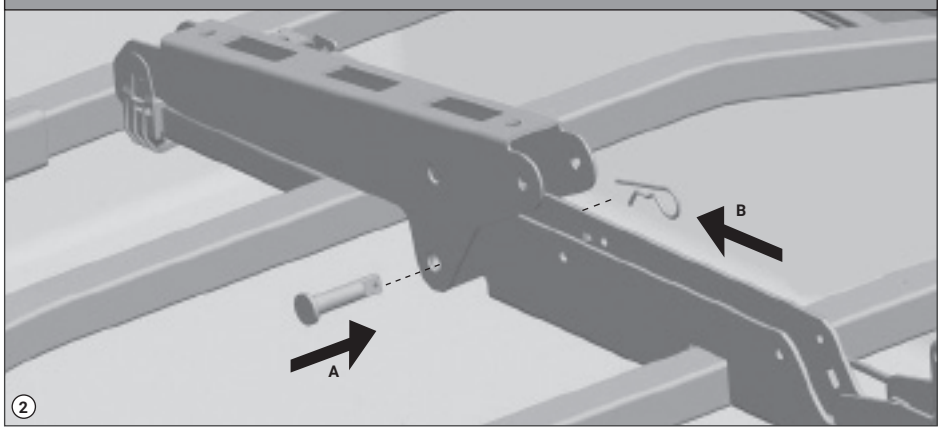






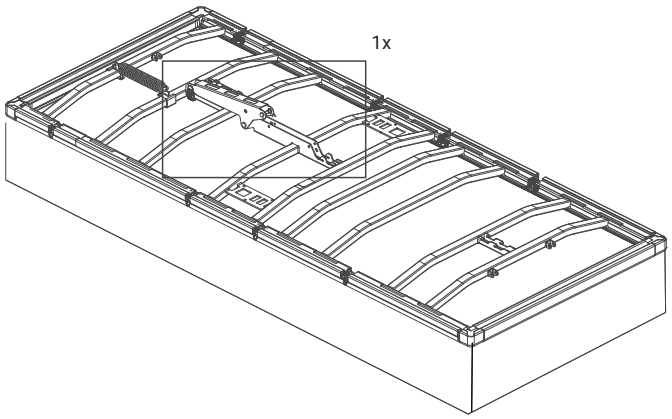


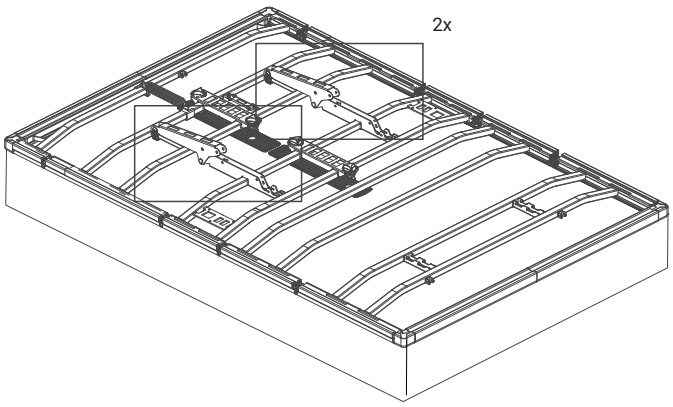



499898 2x



1

499898

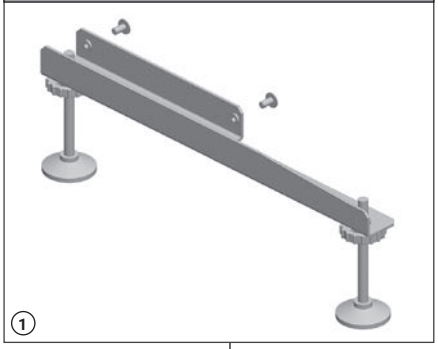

1

499898

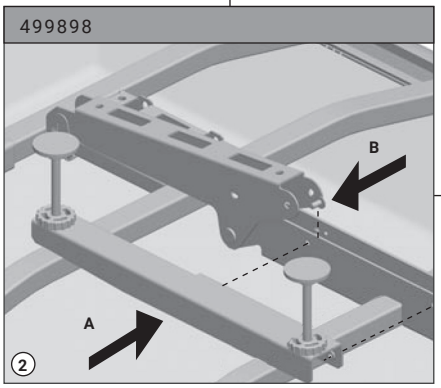


2

2x

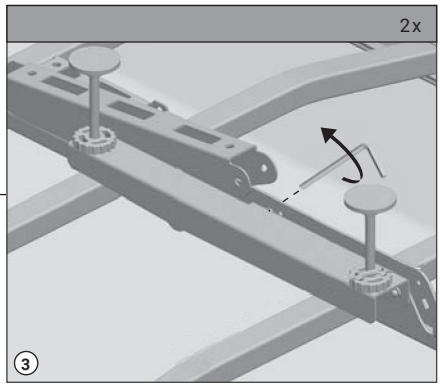

3



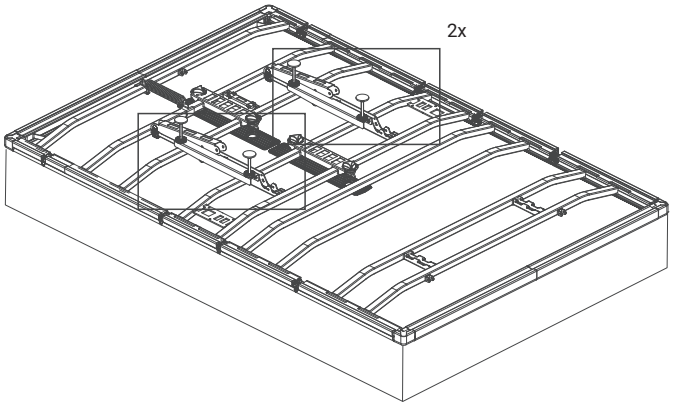

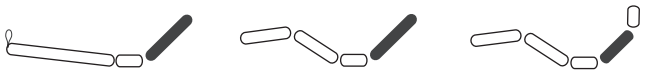

1523550 1x/2x



1

1523550 - 1028940

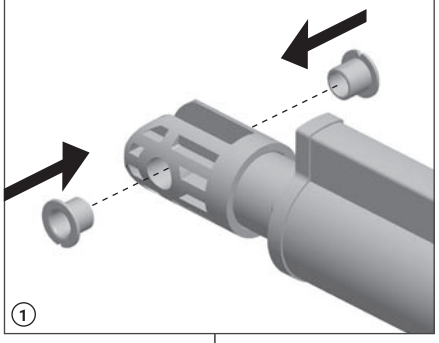

1

1028940 2x/4x



1

3173900 1x/2x



2

1027720 1x/2x



2

1523550 - 3173900 - 1027720

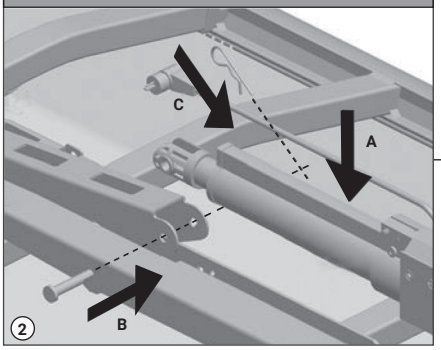


2

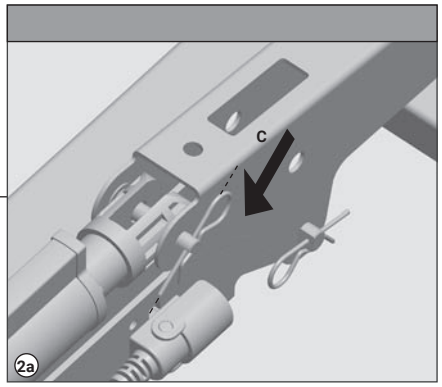


2a





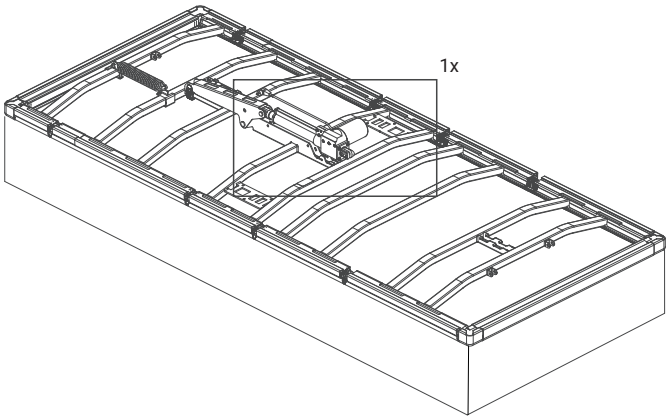


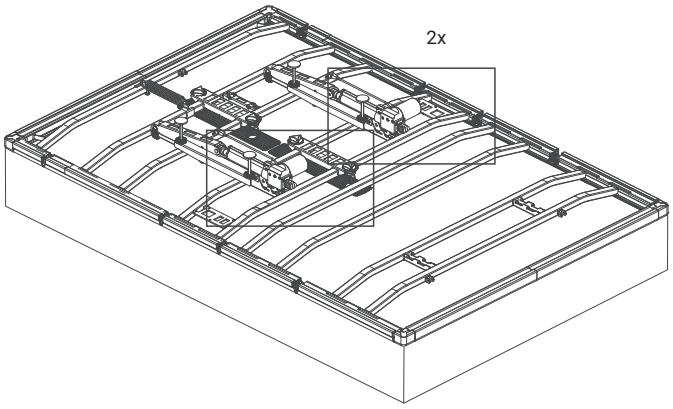

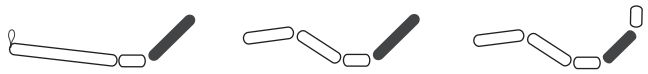

3138930 1x/2x



①

3137600 1x/2x



②

1027720 1x/2x



②

3138930

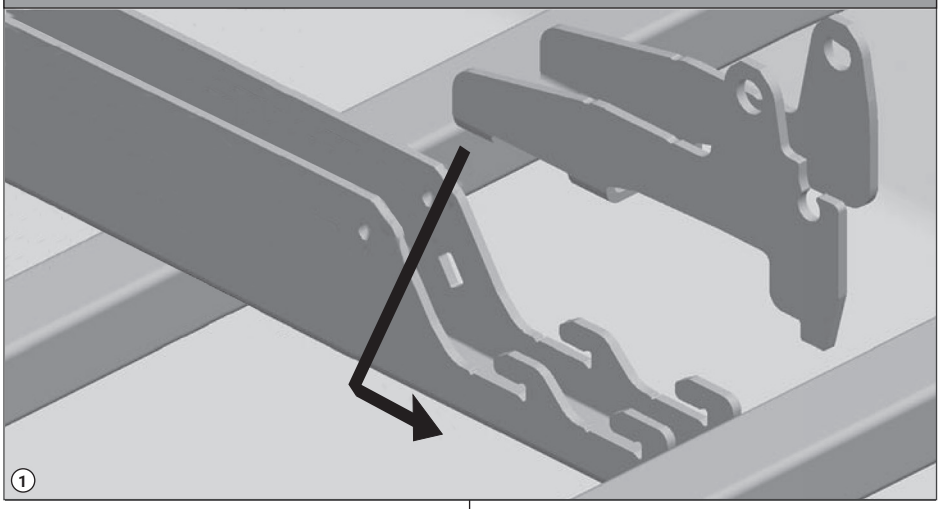

①

3137600 - 1027720

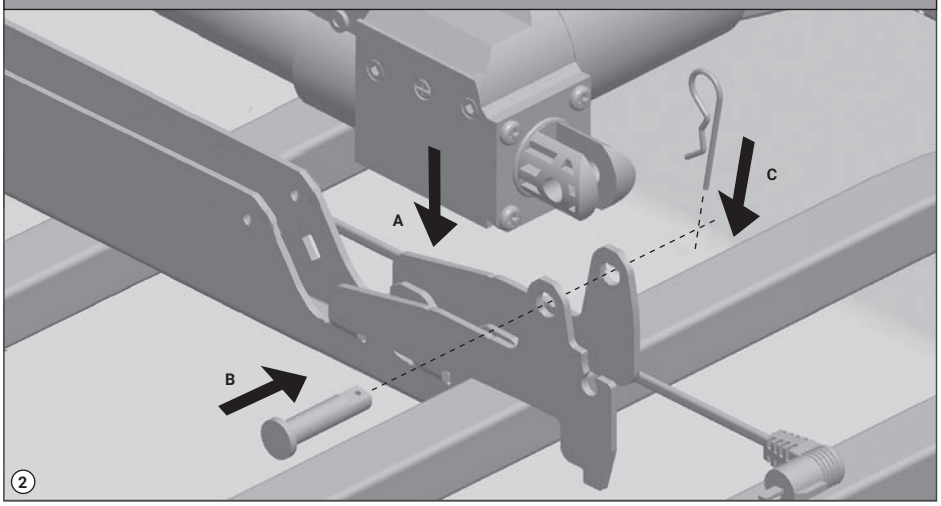


②





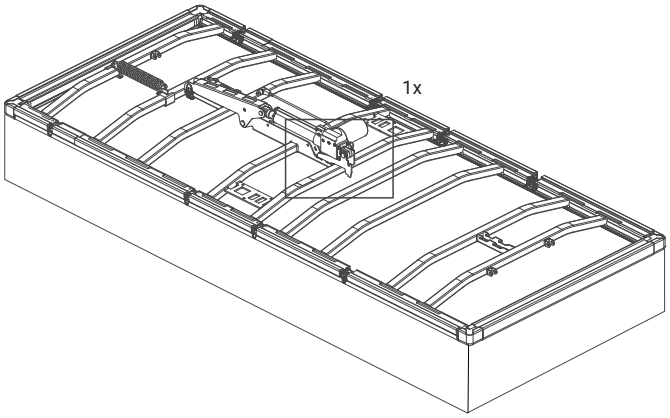


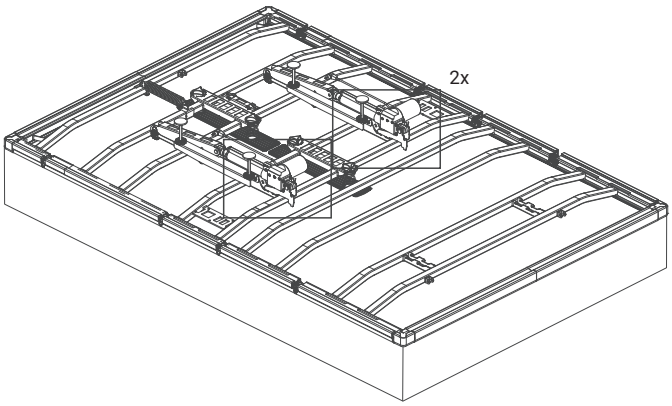

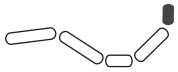

3138990 1x



①

3137730 1x



①

3173900 2x



①

1027720 2x



②

3137730 - 3138990 - 3173900

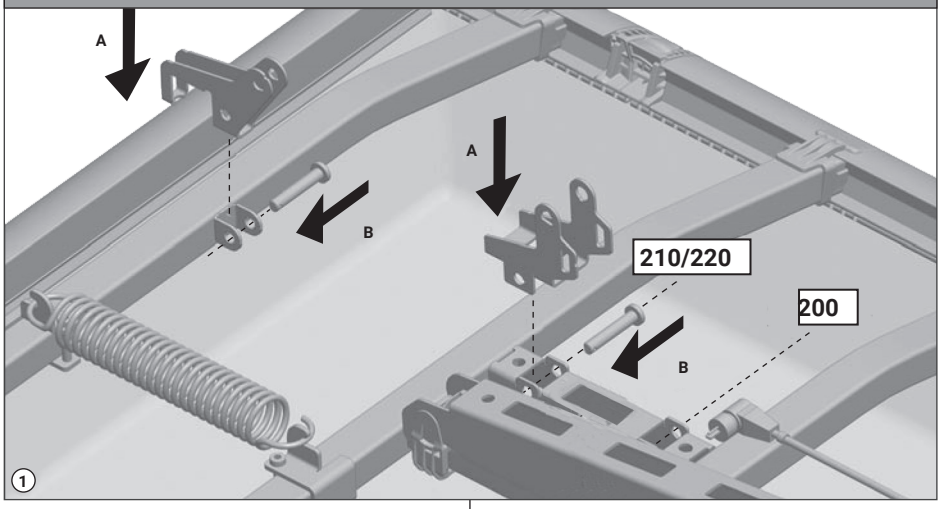


1027720

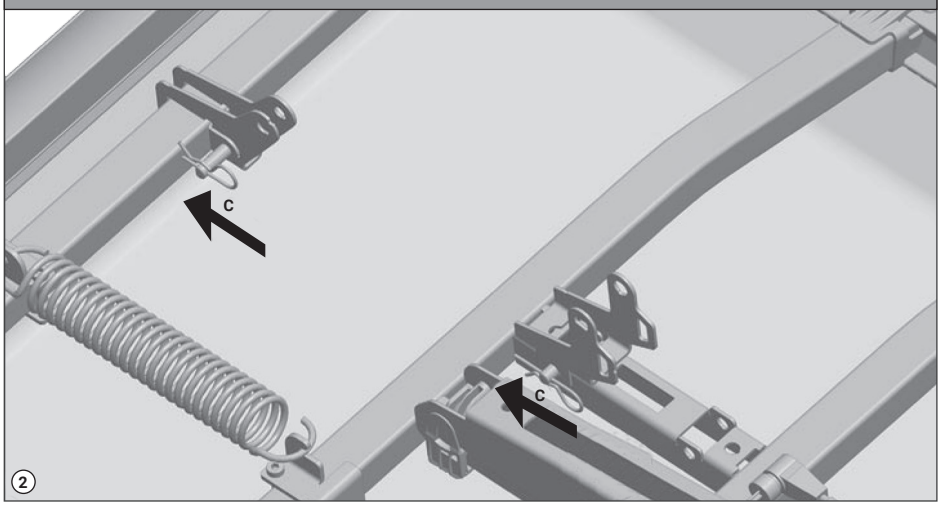






1x

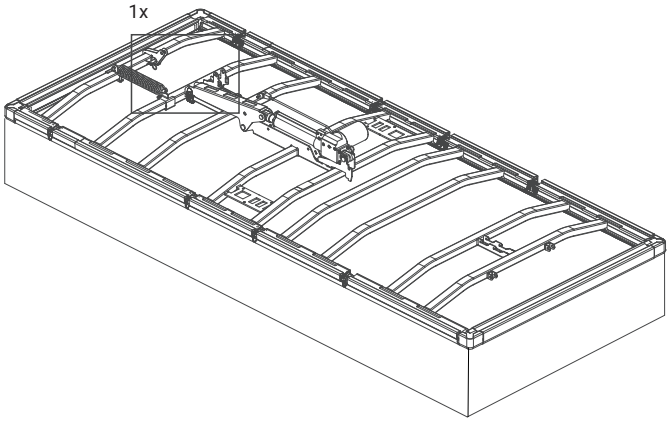

1x

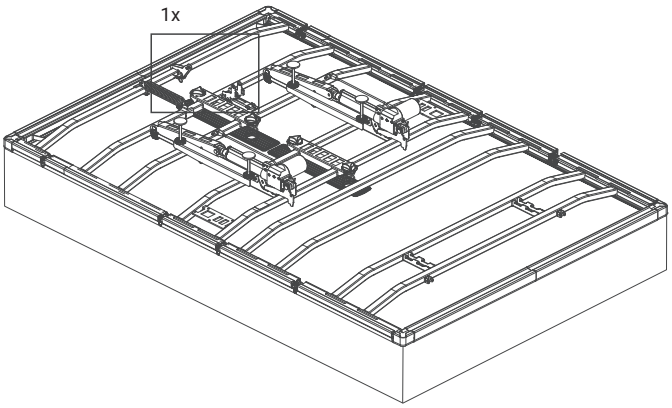

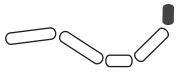

1x



1

1028940 1x



1

3137600 1x



2

3136920 1x



2

1027720 2x



3

1028940

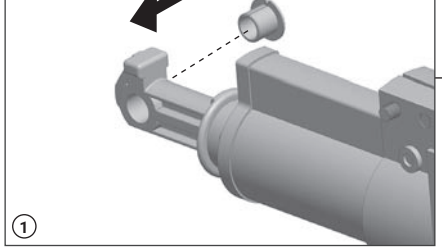

1

3137600 - 3136920

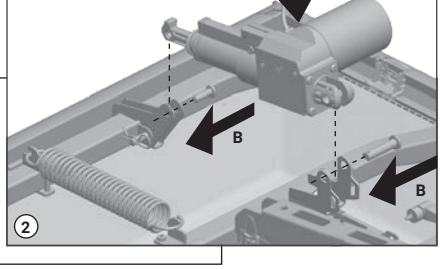


2

1027720

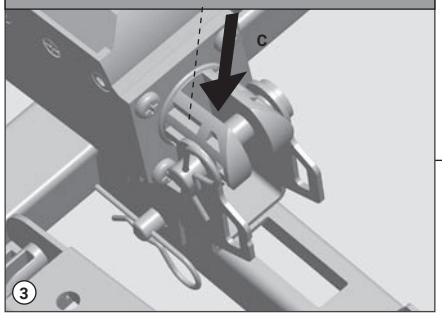


3

1027720

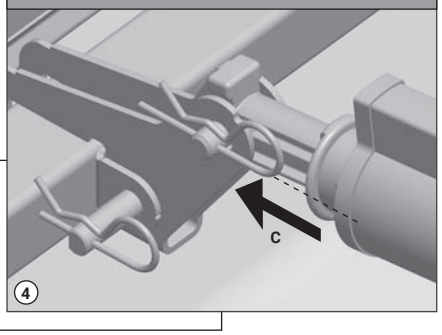


4

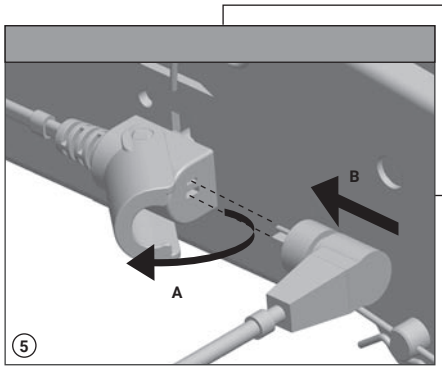


5

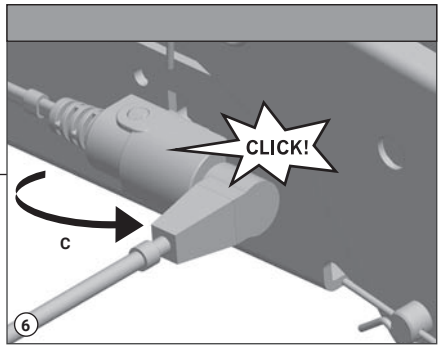


6







1x

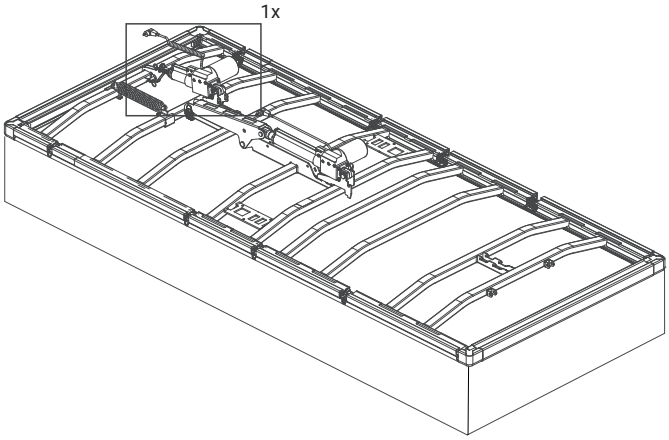

1x

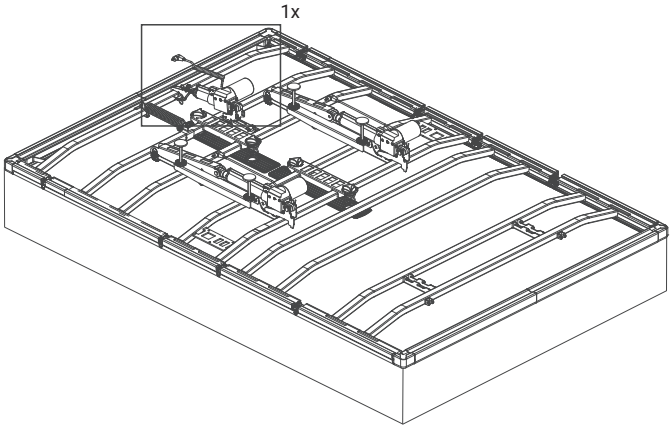



5329050 1x



①

5329060 1x



①

1028610 6x



②

5329050 - 5329060

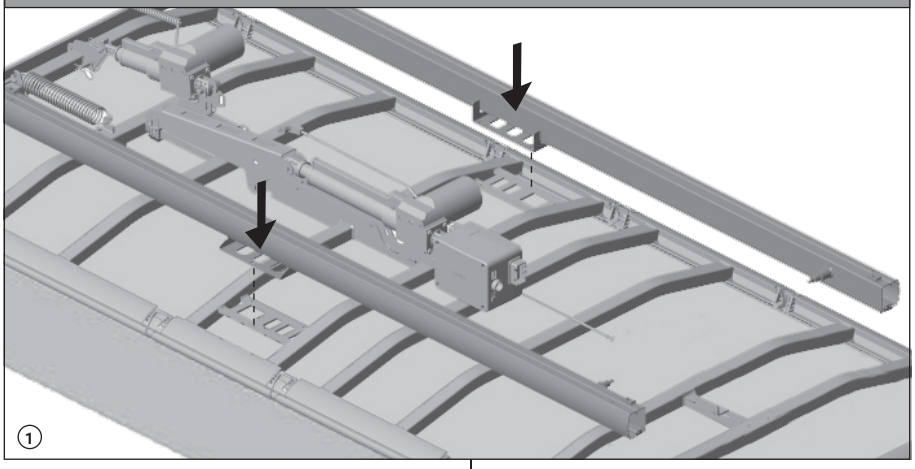

①

1028610

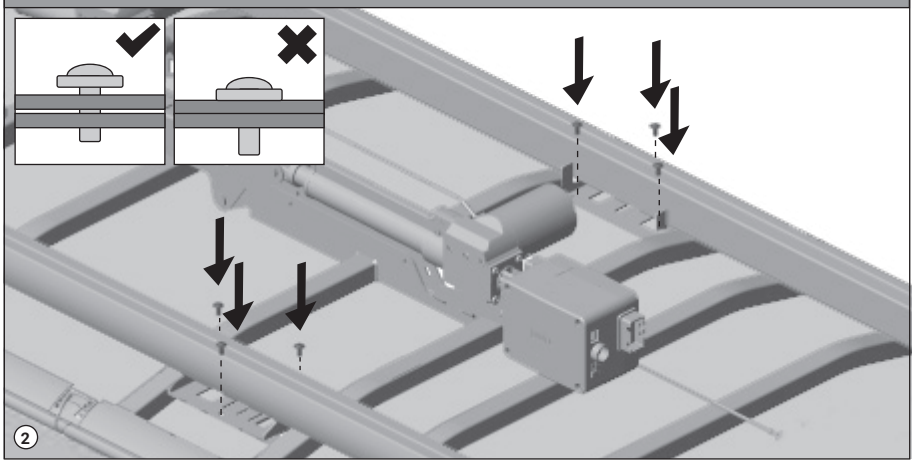

②





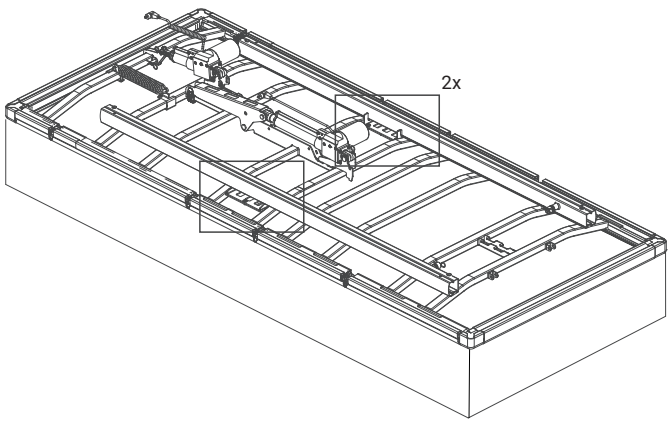


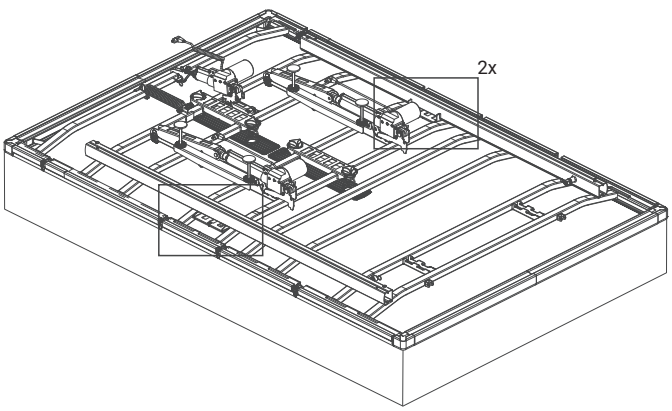



1020990 2x



3156100 2x

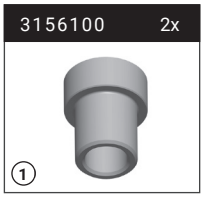

3173520 2x



1027720 2x



3156100 2x

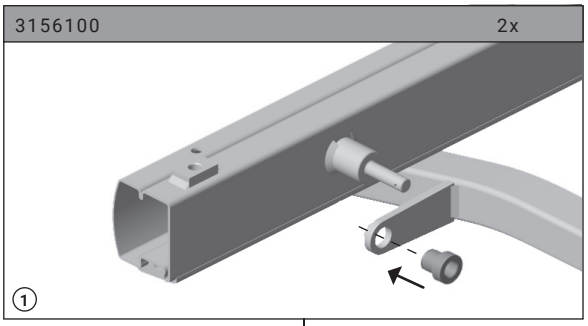

1020990 - 3173520 - 1027720

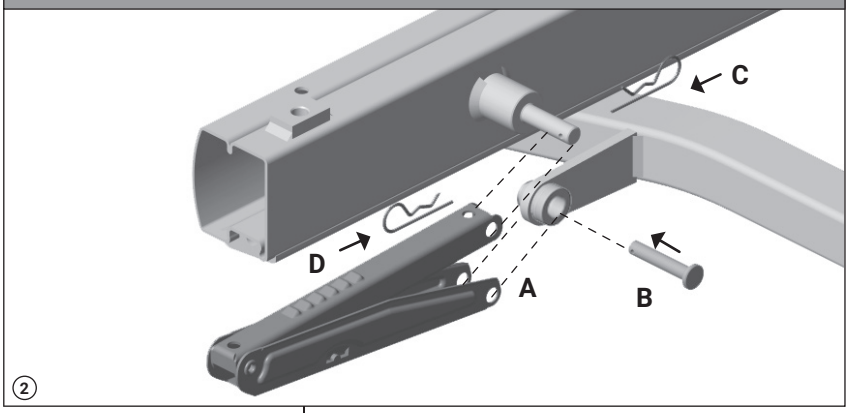


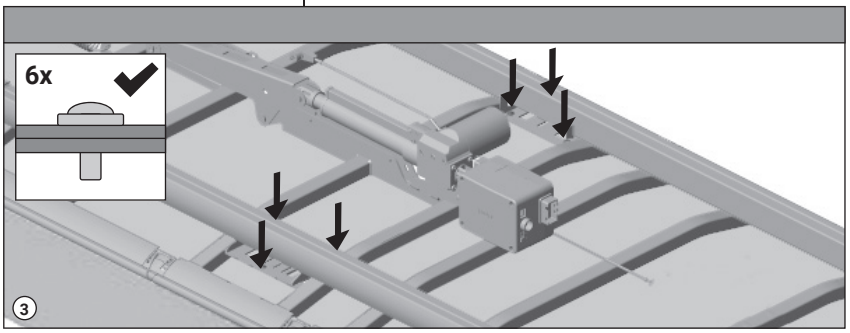






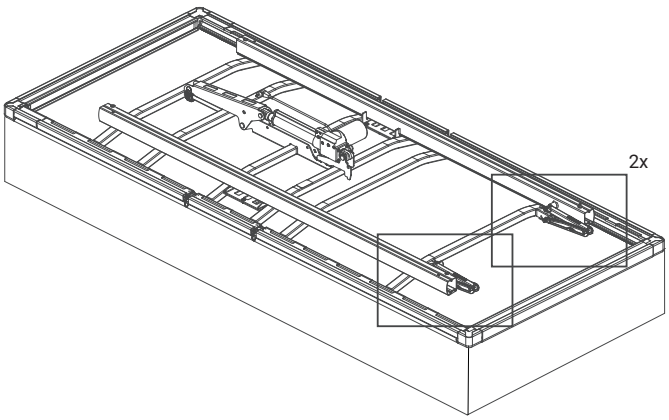


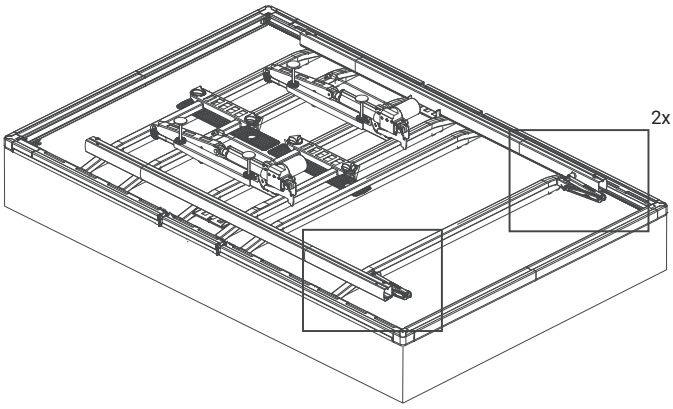



1x



②

3173910 2x



①

1027720 3x/4x



②

3136970 2x



④

1028470 2x



⑤

3138960 1x/2x



3138970 1x/2x



⑥

3137600 1x/2x



⑥

3173910 - 1027720 2x

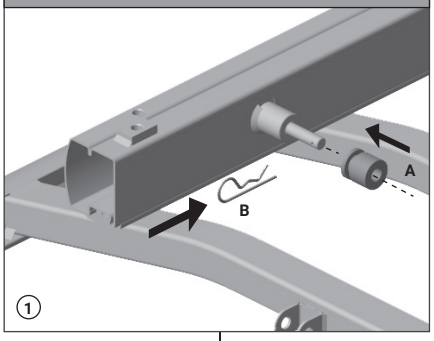


①

3136970 - 1028470

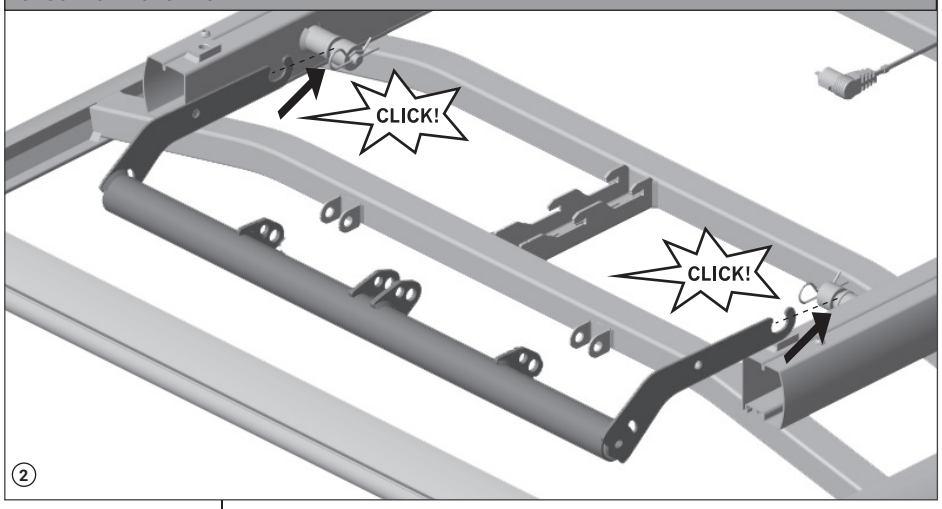


②

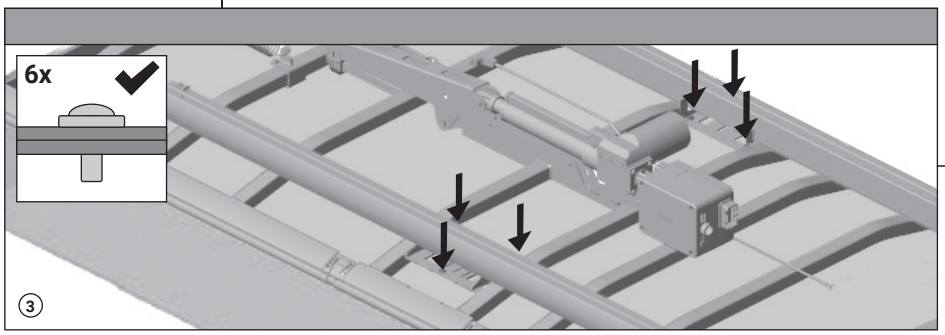


③



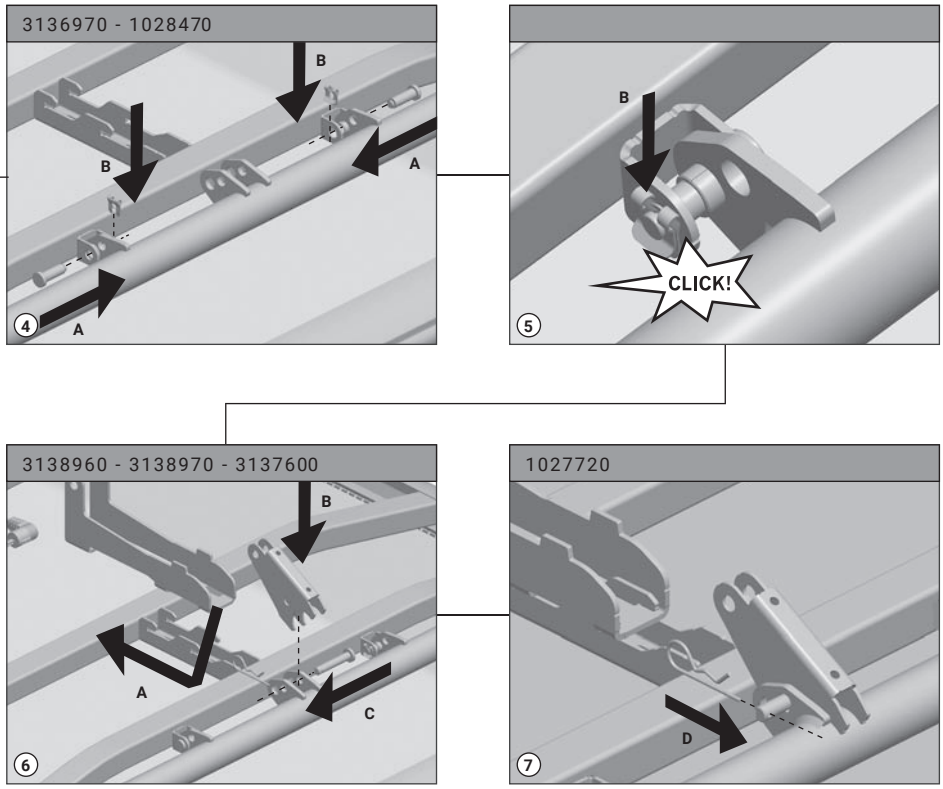
3136970 - 1028470
B
B
A
4
A
B
CLICK!
5
3138960 - 3138970 - 3137600
B
A
C
6
1027720
D
7





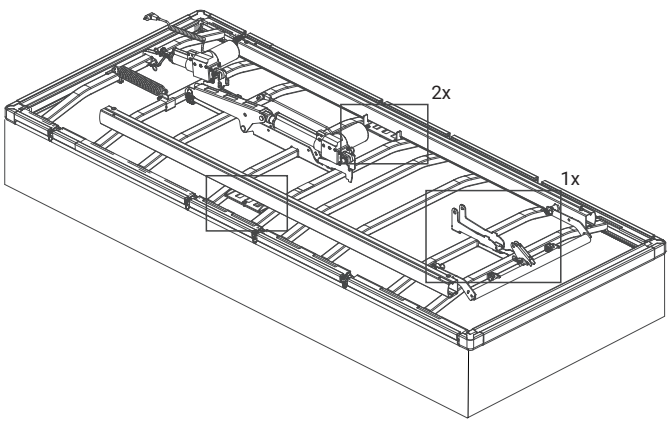
2x
1x

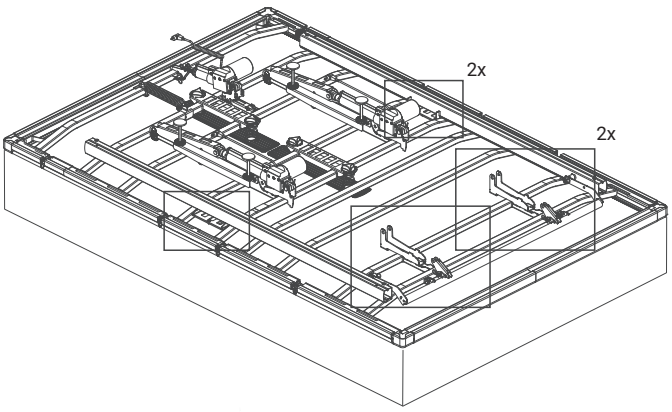
2x
2x



1x/2x



1

1028940 1x/2x



1

3173900 1x/2x



2

3137600 1x/2x



2

1027720 2x/4x



3

1028940

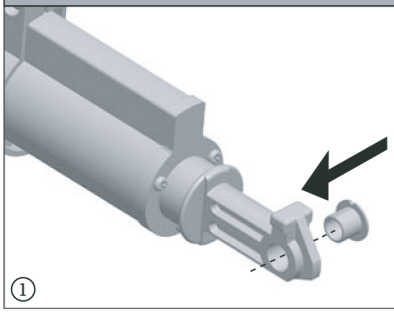

1

3137600 - 3173900

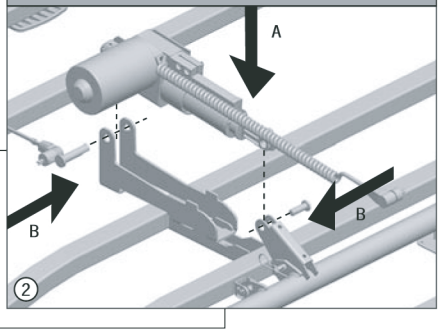


2

1027720

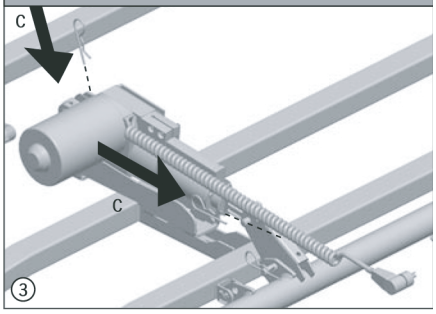


3





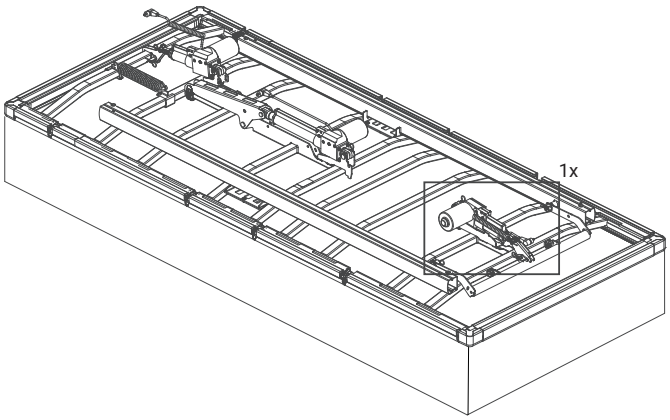


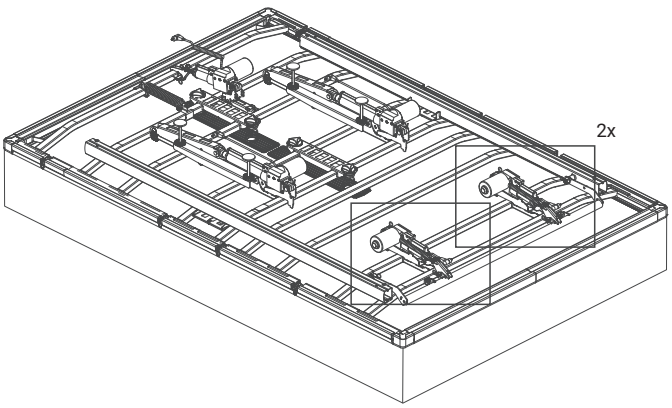

# Auping
# Smart Base

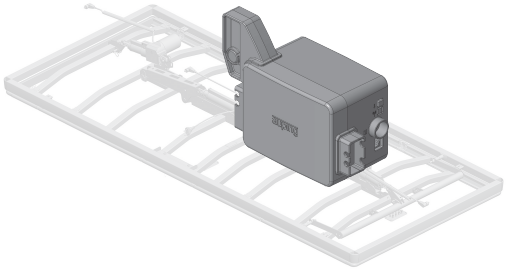

Control set

6517780X

auping





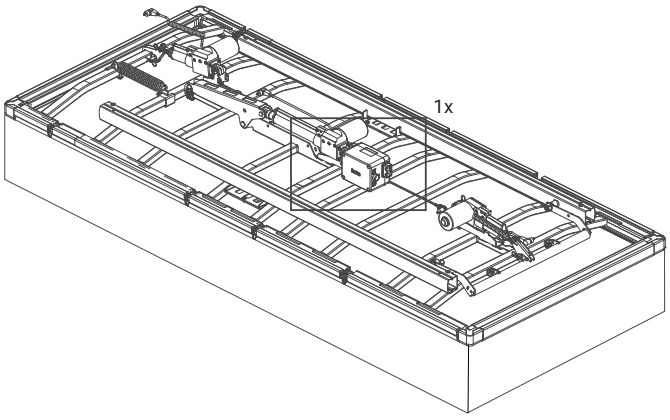


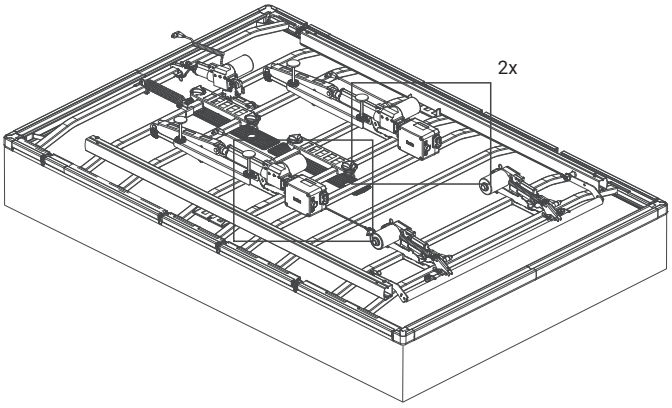

# [NL] Veiligheidsinstructies [EN] Safety Instructions [DEU] Sicherheitsanweisungen [FR] Conseils de sécurité [DK] Sikkerhedsanvisninger [SE] Säkerhetsanvisningar [ES] Instrucciones de seguridad

## NL - VERSTELBARE BEDDEN

- Verstelbare bedden hebben bewegende delen. Er bestaat risico voor afklemming. Zorg ervoor dat lichaamsdelen niet bekneld kunnen raken.
- Laat de bediening direct los als er iets tussen de bewegende delen bekneld raakt.
- Let er op dat tijdens het verstellen niemand zich onder het bed bevindt.
- Controleer voor dat je het bed verstelt of de bodem vrij kan bewegen. Verstel de bodem alleen als deze horizontaal in de bedomranding ligt.
- Ga niet op het hoofd- of voeteneinde zitten of staan als deze omhoog staan.
- Controleer of de aansluitspanning van de besturingsdoos overeenkomt met de netspanning in de woning.
- Zorg ervoor dat snoeren niet bekneld kunnen raken. Controleer dit door het bed na installatie eenmaal te verstellen.
- Gebruik alleen de meegeleverde kabels en besturing.
- Een verstelbaar bed is niet bedoeld voor gebruik door personen met verminderde fysieke, zintuigelijke of mentale mogelijkheden. Of door personen met een gebrek aan ervaring en kennis. Tenzij ze instructie hebben gekregen over het gebruik door een persoon die verantwoordelijk is voor hun veiligheid.
- Hoofd- en voeteneinde kunnen openklappen wanneer het bed wordt vervoerd. Zorg dat tijdens het vervoeren, het bovenframe met het onderframe wordt verbonden.
- Verplaats de spiraalbodem nooit door aan de lussen van de handverstelbare delen te tillen.

**Storing**
Een storing is vervelend, maar niet gevaarlijk. De motor is voorzien van veiligheidskeuringen en is geïsoleerd. Zie mogelijke oplossingen van storingen op www.auping.com of bel met de Auping klantenservice.

## EN - ADJUSTABLE BEDS

- Adjustable beds have moving parts. There is a risk of entrapment. Make sure that body parts don't get trapped between the moving parts.
- If anything gets entrapped between the moving parts, release the control button immediately.
- Make sure that no one is under the bed when adjusting it.
- Make sure that that the mesh base can move freely before adjusting it. Only adjust the mesh base when it is securely and horizontally installed in the bedframe.
- Do not sit on the head end or foot end if it is raised.
- Check if the input voltage mentioned on the transformer is the same as the main voltage in the house.
- Make sure that the cables cannot get caught between the bed. Check this by adjusting the bed after it has been installed.
- Only use cables and control boxes that are delivered with the bed.
- An adjusted bed is not intended for use by persons with reduced physical, sensory or mental capabilities. Or by persons with lack of experience and knowledge, unless they have been given instructions or supervision by a person who is responsible for their safety.
- While transporting the bed, the head and foot end can raise. While transporting the bed, make sure that the top frame is attached to the bottom frame.
- The loops to adjust the bed by hand are not meant to be used to move the mesh base.

**Malfunctions**
Electrical faults can be unpleasant but they are not dangerous. The motors and control boxes are fitted with the necessary safety devices and are insulated. Possible solutions to malfunctions can be found at www.auping.com

## DEU - VERSTELLBARE BETTEN

- Verstellbare Betten haben bewegliche Teile. Es besteht die Gefahr des Einklemmens. Achte gut darauf, nichts einzuklemmen.
- Stoppe alle Kommandos der Fernbedienung, wenn etwas zwischen den beweglichen Teilen eingeklemmt wird.
- Kontrolliere vor dem Verstellen, dass sich niemand unter dem Bett aufhält.
- Kontrolliere, ob sich die Unterfederung frei bewegen kann. Verstelle die Unterfederung nur, wenn diese flach auf deinem Bettrahmen ruht.
- Setze dich nicht auf Kopf- oder Fußende, wenn diese schräg nach oben stehen.
-Kontrolliere, ob die Anschlussspannung der Steuereinheit mit der Netzspannung in der Wohnung übereinstimmt.
-Achte darauf, dass die Kabel nirgends eingeklemmt werden können. Um dies zu kontrollieren, kannst du das Bett nach der Installation einmal verstellen.
-Dieses Gerät darf nur mit dem mitgelieferten Netzteil verwendet werden.
- Ein verstellbar Bett eignet sich nicht für den Gebrauch durch Personen (einschließlich Kindern) mit eingeschränk--ten physischen, sensorischen oder geistigen Fähigkeiten oder fehlender Erfahrung und beschränkten Kenntnissen, außer wenn sie von einer für ihre Sicherheit verantwortlichen Person beaufsichtigt werden und in die sichere Verwendung des Gerätes eingewiesen wurden.
- Kopf- und Fußende können aufklappen, wenn das Bett vertikal transportiert wird. Verbinde daher Ober- und Unterrahmen vor dem Transport miteinander, z. B. mit einem Kabelbinder.
- Bewege die Unterfederung nicht, indem du sie an den Schlaufen anhebst (handverstellbar).

**Störungen**
Eine eventuelle elektrische Störung ist ärgerlich, aber niemals gefährlich. Der Motor besitzt alle Sicherheitsprüfzeichen und ist zweifach isoliert. Hinweise zur Behebung von Störungen findest du auf www.auping.de

## FR - LITS REGLABLES

- Les lits réglables sont équipés d'éléments mobiles. Il existe un risque de pincement (par exemple bras, pieds). Évitez de vous coincer les membres dans ces éléments.
- Cessez immédiatement d'actionner la télécommande si quelque chose se coince entre les parties en mouvement. Les moteurs ne s'arrêtent pas automatiquement et continuent la traction.
- Pendant le réglage, veillez à ce que personne ne se trouve en dessous du lit.
- Contrôlez si le sommier peut bouger librement. Ne modifiez la position du sommier métallique que lorsqu'il se trouve à l'horizontale dans l'encadrement ou sur les pieds.
- Ne vous asseyez pas sur l'extrémité de tête ou de pieds lorsqu'elle est relevée.
- Contrôlez si la tension pour le branchement du boîtier de commande est identique à la tension utilisée dans l'habitation.
- Veillez à ce que les câbles ne risquent pas de se retrouver coincés. Contrôlez cela en changeant la position du lit une fois après installation.
- L'appareil ne peut être utilisé qu'avec l'unité d'alimentation électrique fournie avec.
- Un lit réglable n'est pas destiné à être utilisé par des personnes (y compris les enfants) ayant des capacités physiques, sensorielles ou mentales réduites, manquant d'expérience et de connaissances, sauf si elles sont surveillées ou ont reçu des instructions concernant l'utilisation de l'appareil par une personne responsable de leur sécurité.
- La partie tête et pied du sommier peuvent retomber lorsque le sommier est transporté à la verticale. Pendant le transport, assurez-vous que le châssis supérieur est relié au châssis inférieur
- Ne déplacer en aucun cas le sommier au moyen des boucles pour les éléments réglable a la main.

**Pannes**
Une panne électrique peut être ennuyeuse, mais elle n'est en aucun cas dangereuse. Le moteur est en tous points conforme aux normes de sécurité et doublement isolé. Vous pouvez trouver une solution aux pannes sur www.auping.com

## DK - ELEVATIONSSENGE

- En elevationsseng indeholder bevægelige dele. Derfor kan der opstå klemningsfare. Sørg for, at kropsdele ikke kan komme i klemme.
- Slip straks fjernbetjeningen, hvis der kommer noget i klemme mellem de bevægelige dele.
- Tjek, inden du justerer sengen, at der ikke ligger nogen under den.
- Kontroller, inden du justerer sengen, at sengebunden kan bevæge sig frit. Sengebunden må kun justeres, når den ligger korrekt (vandret) i sengerammen.
- Undlad at sidde eller stå på en hævet hoved- eller fodende.
- Kontroller, at styreboksens tilslutningsspænding stemmer overens med netspændingen i dit hjem.
- Sørg for, at ledningerne ikke kan komme i klemme. Det kan du kontrollere ved at køre sengen en gang op og ned, når alt er installeret.
- Brug kun de medfølgende kabler og den medfølgende styreboks.
- En elevationsseng er ikke beregnet til at blive brugt af personer med nedsat fysisk, sensorisk eller psykisk funktionsevne eller med begrænset erfaring eller viden, medmindre de har fået vejledning i brug af udstyret fra en person, der har ansvaret for deres sikkerhed.
- Hoved- og fodende kan klappe op under transport af sengen. Derfor skal over- og underrammen være bundet sammen under transport.
- Flyt aldrig spiralnetbunden ved at løfte i stropperne på de manuelt justerbare dele.

**Fejl**
Selv om det kan være irriterende, hvis der opstår en fejl, er det ikke farligt. Motoren er sikkerhedsgodkendt og isolere. Se en oversigt over mulige fejl og løsninger på www.auping.com/dk, eller ring til Aupings kundeservice.

## SE - STÄLLBARA SÄNGER

- Ställbara sängar har rörliga delar vilket medför en klämrisk. Se till att inga delar av kroppen kan fastna eller komma ikläm.
- Släpp fjärrkontrollen omedelbart om något fastnar mellan de rörliga delarna.
- Kontrollera att ingen befinner sig under sängen innan du justerar den.
- Kontrollera att sängbottnen kan röra sig fritt. Sängbottnen får endast justeras när den ligger korrekt (horisontellt) i sängramen.
- Sitt inte på sängens huvud- eller fotände när dessa befinner sig i upphöjt läge.
- Kontrollera att kontrollboxens anslutningsspänning är densamma som nätspänningen i bostaden.
- Se till att kablarna inte riskerar att komma i kläm. Kontrollera detta genom att justera sängen efter att den har installerats.
- Använd endast medföljande kablar och kontrollbox.
- En ställbar säng är inte avsedd att användas av personer med nedsatt fysisk, sensorisk eller mental förmåga, och inte heller av personer med bristande erfarenhet eller kunskap, såvida de inte har fått instruktioner eller står under tillsyn av en person som ansvarar för deras säkerhet.
- Huvud- och fotände kan åka upp när sängen transporteras. För att undvika detta, se till att dessa delar är fastspända i underramen.
- Flytta aldrig spiralsängbottnen genom att lyfta i stropparna på de manuellt justerbara delarna.

**Fel**
Det kan vara irriterande när det uppstår ett fel, men det är inte farligt. Motorn är säkerhetsgodkänd och isolerad. En översikt över möjliga fel och lösningar finns på www.auping.com

## ES - BASES DE CAMA REGULABLES

- Las camas ajustables tienen elementos móviles. Esto supone un riesgo aplastamiento o bloqueo. Asegúrese que ninguna parte de su cuerpo pueda verse atrapada.
- En caso de bloqueo deje de presionar el mando de control inmediatamente.
- Asegúrese de que no hay nadie bajo la cama cuando esta siendo ajustada.
- Compruebe que el somier pueda moverse libremente. El ajuste del somier debe realizarse únicamente cuando este reposa en posición horizontal en el armazón de una cama o sobre sus patas específicas.
- No se siente en los extremos superior e inferior de la cama cuando esté elevada.
- Compruebe que la corriente de conexión del transformador coincida con la corriente de red de la vivienda.
- Asegúrese de que los cables no puedan quedar aprisionados. Compruébelo en toda la cama una vez haya ajustado la instalación.
- Utilice exclusivamente los cables y transformadores suministrados con la cama.
- Este aparato no debe ser utilizado por personas (incluidos niños) con discapacidades motoras, sensoriales o intelectuales o con falta de conocimientos y experiencia, a menos que lo hagan bajo la supervisión o hayan sido instruidos sobre el uso del dispositivo por una persona responsable de su seguridad.
- La cabecera y el pie de la cama ajustable pueden abrirse durante el transporte, asegúrese de que el marco superior esté ata al marco inferior para evitarlo.
- No intente ajustar o elevar el somier mientras esté atado al marco inferior.

**Fallos**
Un fallo eléctrico puede resultar una molestia, pero en ningún caso es peligroso. El motor cuenta con todos los dispositivos de seguridad y con un aislamiento doble. Posibles soluciones al mal funcionamiento en www.auping.com

NCC 警語:
取得審驗證明之低功率射頻器材, 非經核准, 公司、商號或使用者均不得擅自變更頻率、加大功率或變更原設計之特性及功能。
低功率射頻器材之使用不得影響飛航安全及干擾合法通信;經發現有干擾現象時, 應立即停用, 並改善至無干擾時方得繼續使用。前述合法通信, 指依電信管理法規定作業之無線電通信。低功率射頻器材須忍受合法通信或工業、科學及醫療用電波輻射性電機設備之干擾

적합성평가
적합성평가를 받은 자의 상호: Koninklijke Auping B.V.
기자재의 명칭: CBU5 actuator sets 1/2/3M
모델명: 1523860X
제조자/제조국가: Koninklijke Auping B.V./ 네덜란드
제조연월·별도표기
KC 인증번호: R-R-N2K-20220101909001
인증받은 모듈의 인증번호: R-C-Idk-WB24DBY
정격전압: 110-230V
동작온도:0°C~+35°C
사용주파수: WLAN 802.11b/g/n(20M/40M) 2 412 ~ 2 472 MHz
구성품: HIVE Control box, DRONE Control box, EXTENSION Control box, Long actuator, Short actuator

**www.auping.com**

[NL] Veiligheidsinstructies [EN] Safety Instructions [DEU] Sicherheitsanweisungen [FR] Conseils de sécurité
[DK] Sikkerhedsanvisninger [SE] Säkerhetsanvisningar [ES] Instrucciones de seguridad

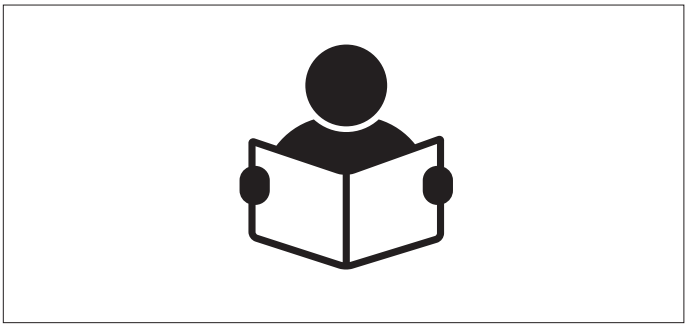

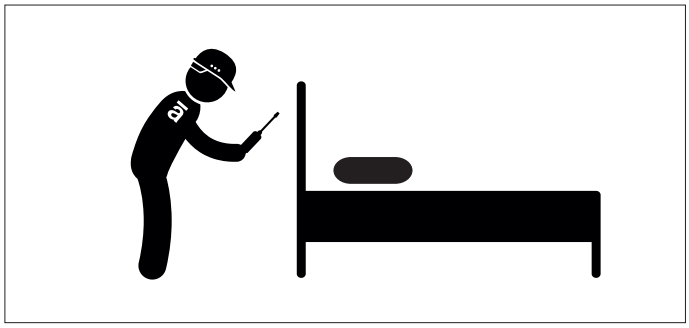







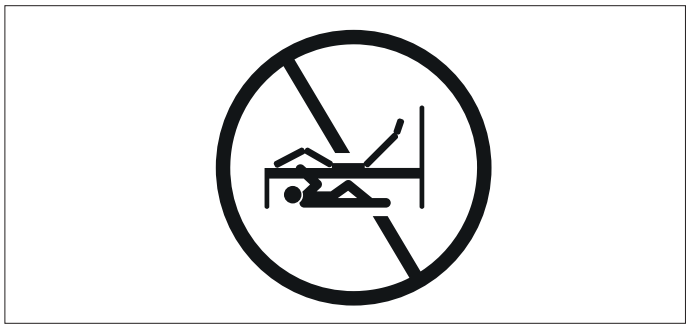

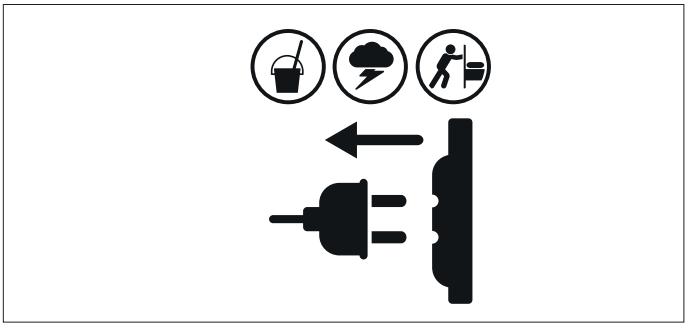

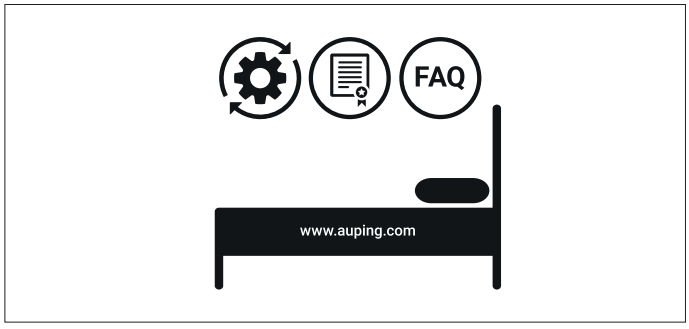


**Koninklijke Auping bv**
Maagdenburgstraat 26
NL-7421 DC Deventer
The Netherlands
info@auping.nl
www.auping.nl

**Auping Germany B.V. & Co. KG**
Hohenstauenring 57
50674 Köln
Deutschland
info@auping.de
www.auping.de

**Royal Auping NV**
Fraikinstraat 12
2200 Herentals
België
customers@auping.be
www.auping.be

**Royal Auping Scandinavia**
Hoffdingsvej 16 st.
2500 Valby
Danmark
info@auping.dk
www.auping.dk